
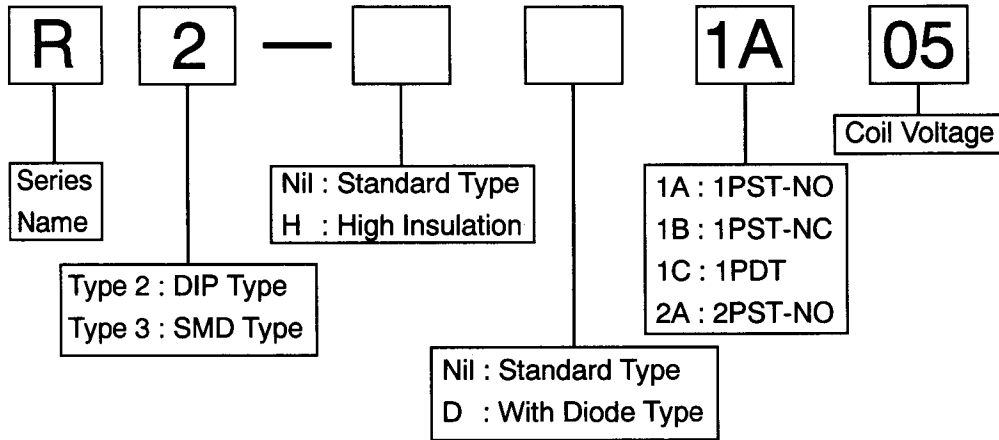


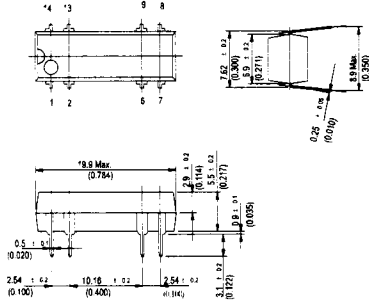
R2 / R3 RELAY

ORDERING INFORMATION



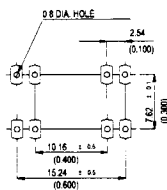
DIMENSIONS Unit:mm(inch)

(DIP TYPE)

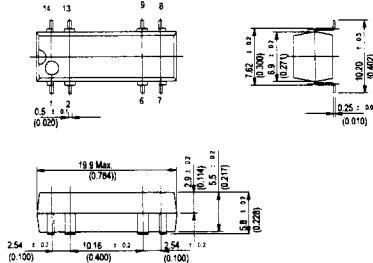


P.C.B. Layout (Top View)

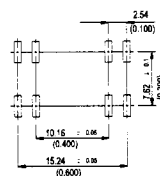
(DIP TYPE)



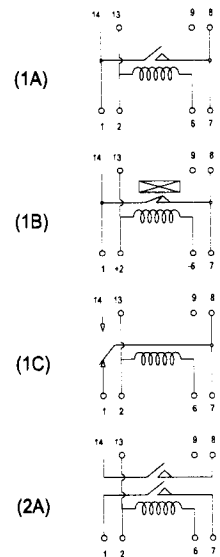
(SMD-SO TYPE)



(SMD-SO TYPE)



Wiring Diagram (Top View)



COIL DATA

Nominal Voltage (VDC)	Maximum Operate Voltage (V)	Resistance Tol. $\pm 10\%$ (Ohms DC)	Maximum Pick Up Voltage (V)	Maximum Drop Out Voltage (V)	Nominal input Power (mW)
5	16	500	3.75	0.8	50
12	20	1,000	9.0	1.0	144
24	32	2,150	18.0	2.0	268